


50 Double Roman

A classic interlocking concrete tile with a distinctive Roman-style profile. Featuring gentle rolls and subtle pans, 50 Double Roman is available in a wide range of colours to blend harmoniously with many environments.

KEY ADVANTAGES


- Recreates the look of a classic clay Roman roof.
- Five colours to enhance compatibility with most regional roofing styles.
- Versatile with a wide range of fittings and accessories.




PRODUCT DATA

External Dimensions (+/- 4mm)	418 x 330mm
Minimum Pitch	17.5° at 100mm headlap 22.5° at 75mm headlap
Maximum Pitch (subject to fixing specification and fire resistance requirements above 69°)	90°
Maximum Headlap	125mm
Minimum Gauge/Batten Spacing	293mm
Maximum Gauge/Batten Spacing	below 22.5° at 318mm 22.5° and over 343mm
Hanging Length (+/- 4mm)	397mm
Cover (all figures are net & do not allow for wastage)	
Linear cover of 1 tile	300mm
Covering capacity	10.5 tiles/m ² at 318mm gauge 9.7 tiles/m ² at 343mm gauge
Weight*	
per pallet, including pallet	44kg/m ² at 318mm gauge 41kg/m ² at 343mm gauge
per 1000 tiles	1.11 tonnes 4.19 tonnes
Battens Required (at max. gauge)	2.92 lm/m ²
Batten Size	
Rafter centres up to 450mm	38 x 25mm
Rafter centres up to 600mm	50 x 25mm
Fixing clips	Eaves, verge & tile clips
Nail Size for Tiles (Depending on fixing specification)	60 x 3.35mm (A/A)**
Pallet Quantities	Tiles per pallet 252 Tiles per pack 42 Packs per pallet 6


*All weights nominal ** (A/A) Aluminium Alloy




Breckland Brown
Tile product code:
10001719



Farmhouse Red
Tile product code:
10003048



Slate Grey
Tile product code:
10003045



Terracotta
Tile product code:
10003046



Tudor Brown
Tile product code:
10003047



SCAN THE QR CODE
for more information
or to order a tile sample

INSTALLATION GUIDELINES

- Tiles must be hung by their nibs.
- Tiles must be laid in a straight bond pattern.
- It is always advised that tiles are laid at mid shunt, although the precise roof details may require tiles to be laid with a more open or closed shunt.
- Dentil slips must be used for mortar bedded ridges and hips.
- Always use the FixMaster tool from the BMI Redland website to generate a project-specific BS 5534-compliant fixing specification.
- Both left-hand and right-hand perimeter tiles at the verge must have a secondary fixing as prescribed by BS 5534.
- Please see Redland Concrete Roof Tiles & Fittings - a Guide to Installation, Maintenance and Disposal, which is available for download from the BMI Redland website, for further information.

PRODUCT STANDARDS

BMI Redland concrete tiles and slates are manufactured to BS EN 490 - Concrete roofing tiles and fittings for roof covering and wall cladding. Tolerances are set in line with BS EN 490. Tiles meet the requirements of BS 5534 - Code of practice for slating and tiling (including shingles), providing the BMI Redland FixMaster specification is followed.

SAFETY, QUALITY & ENVIRONMENT

BMI Redland tiles are manufactured under a Quality Management System approved to ISO 9001 and an Environmental Management System approved to ISO 14001, by TÜV UK Ltd. Information regarding transportation, handling, storage and disposal can be found in Redland Concrete Roof Tiles & Fittings - a Guide to Installation, Maintenance and Disposal, which is available to download from the BMI Redland website.

TECHNICAL SUPPORT

Whether you require telephone advice for your project, an online fixing specification or want to benefit from our complete guaranteed specification service, our expert team is on hand to help ensure success for your roof.

FURTHER INFORMATION & TOOLS

For access to Declarations of Performance, product codes or for expert help and advice, please visit our website. Information is accurate at the time of printing. Product information, technical standards and codes of practice are under constant review. We reserve the right to change and amend product information without prior notice. For the latest information, suitability and specification advice, please refer to our website or contact Redland's Technical Services team for up-to-date product information.

REDLAND TECHNICAL SERVICES

0330 123 4585

technical.redland@bmigroup.com

REDLAND CUSTOMER SERVICES

0370 560 1000

sales.redland@bmigroup.com

TILES

Standard Tile

Half Tile

UNDERLAYS

Divoroll Elite 200 2S (1.5m x 50m)

Divoroll Air (1m x 50m)

ClimaTape (60mm x 25m)

EAVES PRODUCTS

Rapid EavesVent 2-in-1 Tray (1m)

Rapid EavesVent Rafter Roll (6m x 800mm)

RedVent 25 Over-Fascia Vent (6m)

Underlay Support Tray (1.5m)

VERGE PRODUCTS

Cloaked Verge LH

Cloaked Verge RH

DryVerge (Pack of 18 LH & 18 RH)

DryVerge Gable End Pack (1 gable)

HIP PRODUCTS

Continuous Hip (5m)

Third Round Hip/Ridge Junction

Third Round Hip (without nail holes)

Third Round Hip (with nail holes)

Third Round Block-End Hip

Third Round Hip End Cap

Mortar Bedded Fixing Kit (5m)

VALLEY PRODUCTS

GRP 125 Valley (3m)

Dry Valley (High Profile) (3m)

ABUTMENT PRODUCTS

Top Edge Abutment Ventilation Pack (3m)

Wakaflex Rapid Flashing

Bonding Strip (High Profile) (3m)

RIDGE PRODUCTS

DryVent Ridge (2.7m)

Continuous Ridge (5m)

Half Round Ridge

Half Round Block-End Ridge

DryVent Monoridge (2.7m)

Half Round Monoridge

Mortar Bedded Fixing Kit (5m)

Half Round Monoridge End Cap (Pair)

VENTILATION TILES

50 Double Roman 8.8k ThruVent Tile

Flexible Pipe (100 to 100mm)

FIXING PRODUCTS

Tile Clip (500 clips)

Verge Clip LH (50 clips)

Verge Clip RH (50 clips)

Eaves Clip inc Nail (100 clips)

Tile & Tile Clip Nail (1kg = approx 650 nails)

Kro-Clip (50 clips)

Innofix Clip Light Blue (250 clips)

Note: For a complete list of products that are compatible for use with this tile, please see the latest edition of the BMI Redland Pocket Guide, available to download from the website. Hard copies can be obtained by contacting the Redland Customer Services team.