













FDY-V Duet proSky, FDY-V/U Duet proSky, FDY-V/W Duet proSky

DUET HIGH PIVOT WOODEN ROOF WINDOW


I. APPLICATION


	High pivot window
	Installed in roofs with pitches 25-65°


II. FEATURES


		Pinewood, natural colour (FDY), white NCS S0502-Y polyurethane (FDY/U) or acrylic (FDY/W)
		TopSafe system
		V40P automatic air inlet
		Quadruple sealing system
		Universal installation system
		Warm TGI spacer
		Handle Elegant


III. ADDITIONAL PRODUCTS USED WITH WINDOWS


Flashings	
	standard
	special
	combination

Control	
	manual
	electric






Mounting accessories	
	insulation sets
	linings
	auxiliary rafters
	bands
	frame extensions

External accessories	
	awning blinds
	roller shutters

Internal accessories	
	blackout blinds
	roller blinds
	standard roller shutters
	awning blinds
	pleated blinds

Other accessories	
	insect screen

IV. OPTIONS

	Any shape
	Wooden profiles painted in any RAL colour or one of the five transparent colours
	External cladding elements painted in any RAL colour or manufactured to match event the most unusual roofing colours (CU, TC)
	Window with a mullion bar
	Non-standard glazing unit

V. DECLARATION OF PERFORMANCE

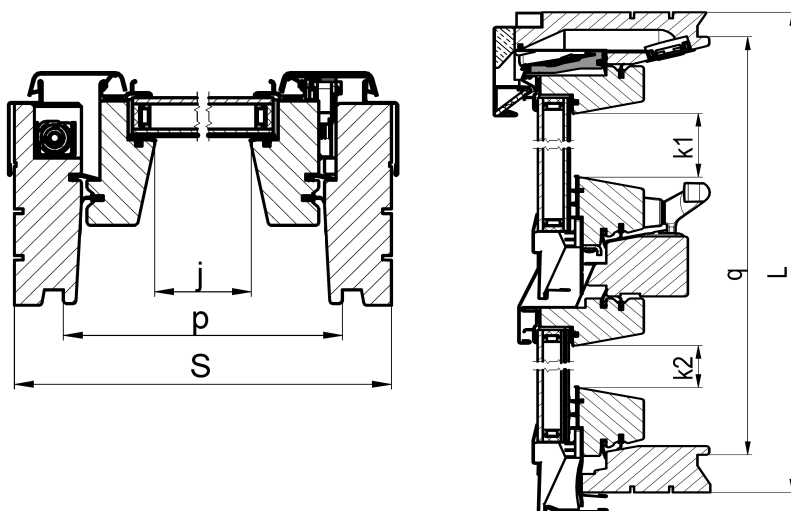
Harmonized standard	EN 14351-1:2006+A1:2010
Number of Declaration of Performance	XXX/CPR/14351/xx Individual numbers of Declaration of Performance are to be found in the table with technical parameters

VI. TECHNICAL PARAMETERS

Technical parameters	Glazing unit type		standards
	U3	P2	
- Window heat transmittance coefficient U_w [W/m ² K]	1,3	1,3	EN 12567-2, EN 10077
- Glazing heat transmittance coefficient U_g [W/m ² K]	1,0	1,1	EN 673
- Acoustic performance R_w [dB]	32 (-1;-5)	35 (-1;-3)	EN ISO 717-1
- max. capacity of air inlet [m ³ /h] - 10Pa	up to 49		EN 13141
- air permeability class	3		EN 1026, EN 12207
- light permeability τ_v	0,76	0,75	EN 410
- solar factor [g]	0,53	0,52	EN 410
- permeability UV	0,26	0,01	EN 410
- frame thermal insulation U_f [W/m ² K]	1,828*	1,828*	EN ISO 10077-1 EN ISO 10077-2
- thermal insulation of window frame connection with glazing ψ [psi] [W/mK]	0,065*	0,074*	EN ISO 10077-1 EN ISO 10077-2
Number of Declaration of Performance	G01/CPR/14351/xx	G01/CPR/14351/xx	EN 14351-1:2006+A1:2010

* Result of FAKRO internal tests

VII. DETAILED DIMENSIONS OF FDY-V WINDOWS



Window Size [cm]	Size symbol	Frame external size		Distance between lining grooves		Glazing area			Glazing visible area
		S	L	p	q	j	k1	k2	$j*(k1+k2)$
		[mm]		[mm]		[mm]			[m ²]
78 x 180 (140) - 44	CA	777	1801	715	1744	599	1211	246	0.87
78 x 186 (140) - 50	CB	777	1861	715	1804	599	1211	306	0.91
78 x 206 (140) - 70	CC	777	2061	715	2004	599	1211	506	1.03
78 x 235 (140) - 98	CD	777	2345	715	2288	599	1211	791	1.20
78 x 206 (160) - 50	CA	777	2061	715	2004	599	1411	306	1.03
78 x 235 (160) - 78	CB	777	2345	715	2288	599	1411	591	1.20
78 x 255 (160) - 98	CC	777	2545	715	2488	599	1411	791	1.32
78 x 255 (180) - 78	CD	777	2545	715	2488	599	1611	591	1.32
94 x 180 (140) - 44	DA	937	1801	875	1744	759	1211	246	1.11
94 x 186 (140) - 50	DB	937	1861	875	1804	759	1211	306	1.15
94 x 206 (140) - 70	DC	937	2061	875	2004	759	1211	506	1.30
94 x 235 (140) - 98	DD	937	2345	875	2288	759	1211	791	1.52
94 x 206 (160) - 50	DA	937	2061	875	2004	759	1411	306	1.30
94 x 235 (160) - 78	DB	937	2345	875	2288	759	1411	591	1.52
94 x 255 (160) - 98	DC	937	2545	875	2488	759	1411	791	1.67
94 x 255 (180) - 78	DD	937	2545	875	2488	759	1611	591	1.67

VIII. CAPACITY OF V40P AIR INLET

		Window width [cm]					
		55/..	66/..	78/..	94/..	114/..	134/..
Geometric area * [mm ²]		2,436	3,480	4,524	4,524	6,960	6,960
Pressure difference [Pa]							
1	[m ³ /h]	5.27	6.9	8.58	8.58	14.89	14.89
	[l/s]	1.46	1.92	2.38	2.38	4.14	4.14
2	[m ³ /h]	7.66	10.07	12.39	12.39	21.64	21.64
	[l/s]	2.13	2.8	3.44	3.44	6.01	6.01
10	[m ³ /h]	17.28	23.34	27.89	27.89	49.08	49.08
	[l/s]	4.8	6.48	7.75	7.75	13.63	13.63
20	[m ³ /h]	16.86	30.97	34.12	34.12	70.84	70.84
	[l/s]	4.68	8.6	9.48	9.48	19.68	19.68

* the smallest cross-section area of the air inlet channel

