

DXC-C P2

NON-OPENING FLAT ROOF WINDOW WITH
TRANSPARENT DOME AND P2 GLAZING UNIT

I. APPLICATION

Plastic window/skylight with the base intended for flat roofs.

Parameter	Value/Type	Marking
Roof angle	0° - 15°	
Roofing base type	membrane, roofing felt paper, green roofs, gravel roofs	-

II. WINDOW SET ELEMENTS

NO.	Element	Quantity	Description
1.	Sash equipped with glazing unit, frame is base of the window	1	P2 – anti-burglary glazing unit (class P2A) with external glass toughened and safe internal glass laminated. Multi-chamber PVC profile.
2.	Dome	1	Transparent, UV-stabilized polycarbonate with a thickness of 3mm (sizes to 06K- 90x120) or 4 mm (sizes from 07K- 100x100)
3.	Assembly set	1	Set fixing the dome and hindering its removal. Material resistant to weather conditions (alloy of Al-Zn)
4.	Profiles mounting roofing	4	Profiles mechanically mounting roofing to the frame

IV. TECHNICAL PARAMETERS

Parameter	Unit	Value	Standard
U	[W/m²K]	1.2	EN ISO 12567-2
U _g	[W/m²K]	1.1	EN 673
R _w	[dB]	35(-1,-3)	EN ISO 10140-2
τ _v	[%]	57.7 (59,1*)	EN 410
U _f	[W/m²K]	0.90	EN ISO 10077-2:2012, EN 1873:2006 p.5.9
Ψ	[W/mK]	0.036	EN ISO 10077-2:2012, EN 1873:2006 p.5.9
g	[%]	43.5	EN 410
Tearing out load resistance		UL 1500	EN 1873:2005
Clamping load resistance		DL 2500	EN 1873:2005
Watertightness		complies	EN 1873:2005
Impact resistance, small hard body		complies	EN 1873:2005
Impact resistance, large soft body		SB 1200	EN 1873:2005
Air permeability		Class A3	EN 1873:2005
Internal glass laminated		P2A	EN 356
External glass toughened		1C3	EN12600
Glazing unit		4H-Tg14Ar-33.2T	

* for a dome made of material with a thickness of 3mm.

V. DECLARATION OF PERFORMANCE

Harmonized standard for the product	Marking	Declaration of Performance No.
EN1873 :2005	CE	R50/CPR/1873/xx**

** - declaration's release year, eg. R50/CPR/1873/14 released in 2014

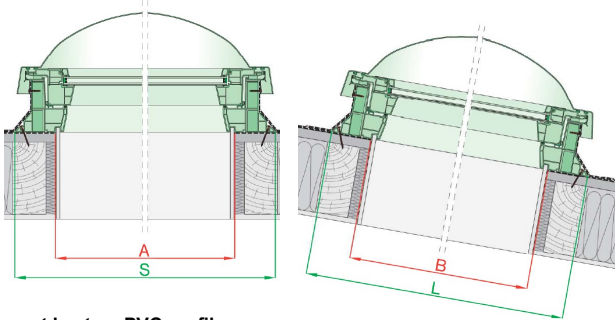
III. SIZES

There are available 11 standard sizes. **It is not possible to manufacture non-standard sizes.**

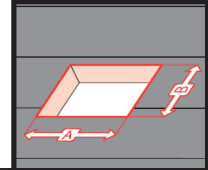
DXC-C P2	Window width [cm]						
	60	70	80	90	100	120	140
60	0,23						
70		0,33					
80			0,46				
90	0,37			0,6			
100					0,77		
120				0,83		1,16	
140							1,63
150					1,21		
220						2,23	

Available sizes
 Effective glazing area

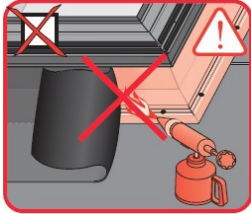
VI. ASSEMBLY INFORMATION



Window commercial size is an opening size in the roof (size A, B). Tolerance of the opening dimensions within +5 cm per side is possible.



Do not heat up PVC profiles



DXC	A	B
	[cm]	
60x60	60-65	60-65
60x90	60-65	90-95
70x70	70-75	70-75
80x80	80-85	80-85
90x90	90-95	90-95
90x120	90-95	120-125
100x100	100-105	100-105
120x120	120-125	120-125
140x140	140-145	140-145
100x150	100-105	150-155
120x220	120-125	220-225

VII. DETAILED SIZES

Window size	Size symbol	Frame external size	Distance between lining grooves	Glazing size	Height
		S x L	p x q	j x k	h
[cm]		[mm]			
60 x 60	01K	820 x 820	558 x 558	476 x 476	347
60 x 90	02K	820 x 1120	558 x 858	476 x 776	347
70 x 70	03K	920 x 920	658 x 658	576 x 576	347
80 x 80	04K	1020 x 1020	758 x 758	676 x 676	347
90 x 90	05K	1120 x 1120	858 x 858	776 x 776	382
90 x 120	06K	1120 x 1420	858 x 1158	776 x 1076	382
100 x 100	07K	1220 x 1220	958 x 958	876 x 876	382
120 x 120	08K	1420 x 1420	1158 x 1158	1076 x 1076	432
140 x 140	09K	1620 x 1620	1358 x 1358	1276 x 1276	432
100 x 150	10K	1220 x 1720	958 x 1458	876 x 1376	432
120 x 220	11K	1420 x 2420	1158 x 2158	1076 x 2076	432

